

# Certificate Of Analysis

**Client:**

**Eurochem-labs.com**  
+3197010281754  
[sales@eurochem-labs.com](mailto:sales@eurochem-labs.com)

**Laboratory:**

**Liquilabs s.r.o.**  
Ohradní 24B  
14000 Michle  
Czechia  
[www.liquilabs.cz](http://www.liquilabs.cz)

## Sample Identification


**Sample Name** Retatrutide 10 mg    **Batch Number**    **Date Published** 2026-01-30 13:18

## Results for Lyo-0252

**Analysis of Peptide Identity,  
Content and Purity**

	<b>Result</b>	<b>Unit</b>	<b>Reporting UncertaintyLimit</b>
Retatrutide Assay Peptide Screening	8.82	<i>mg</i>	[± 0.04]
Peptide Screening	1.00		[± 0]
Retatrutide Identification by RT Peptide Screening	999		[± 20]
Retatrutide Identification by Spectrum Peptide Screening	99.7	%	[± 0.6]
Retatrutide Purity Peptide Screening			

# Attachments for Lyo-0252

	<b>Method Specification</b>	
<b>Determination of identity, content and purity of Retatrutide</b>		
<i>Document number</i> RETA_010_2025	<i>Superseded document</i> -	<i>Number of pages</i> 3

## 1. Content Assesment

### 1.1. Instrumentation

Module	Name	Serial Number
System Controller	Shimadzu SCL-10ADvp	C21014112659
Degassing Unit	Shimadzu DGU-14A	NA
Pump A	Shimadzu LC-10ADvp	C20964130075
Pump B	Shimadzu LC-10ADvp	C20953770781
Autosampler	Shimadzu SIL-10ADvp	C21054109114
Colum Thermostat	Shimadzu CTO-10ACvp	C21033770144
Detector	Shimadzu SPD-10ADvp	C20994233588

### 1.2. Chromatographic conditions

Chromatographic conditions	
Eluent A	0.1% TFA in Water (HPLC, Gradient Grade)
Eluent B	0.1% TFA in Acetonitrile (HPLC, Gradient Grade)
Flow rate	0.4 mL/min
Program	Gradient elution
Injection volume	0.5 µL
Colum Temperature	60°C
Column	Phenomenex Biozen Peptide Polar C18, 150x2.1mm 3µm
Detection wavelength	280nm

Gradient Program		
Time [min]	A [%]	B [%]
1	95	5
19	40	60
20	5	95
24	5	95
25	95	5
33	end	

1

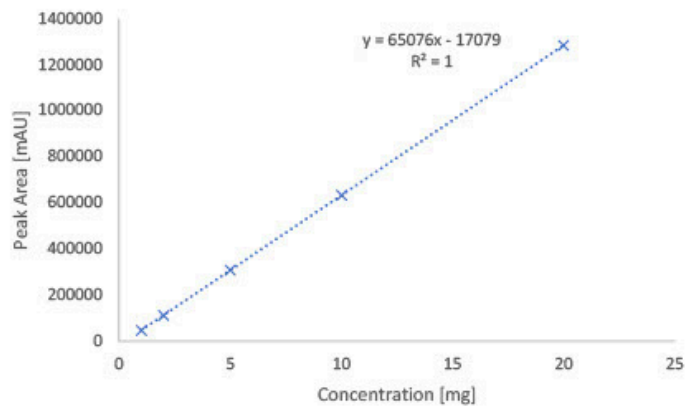
Attachment for Lyo-0252  
 Filename: 1769698354830-975c5afc-46a5-4d49-b92d-024dff921eb\_1.jpg

### 1.3. Sample preparation

Whole amount of container was dissolved in 2mL of water (HPLC, Gradient Grade). Aliquote part of 1 mL was dispensed into HPLC vial for analysis.

### 1.4. Calibration curve

Calibration curve detail	
Quantitative method	External Standard
Calibration Type	Linear
Number of calibration points	5
Force through Zero	Disabled
Weighting Method	None



## 2. Purity assessment

### 2.1 Instrumentation

Module	Name	Serial Number
System Controller	Shimadzu SCL-10ADvp	C21014112659
Degassing Unit	Shimadzu DGU-14A	NA
Pump A	Shimadzu LC-10ADvp	C20964130075
Pump B	Shimadzu LC-10ADvp	C20953770781
Autosampler	Shimadzu SIL-10ADvp	C21054109114
Column Thermostat	Shimadzu CTO-10ACvp	C21033770144
Detector	Shimadzu SPD-10ADvp	C20994233588

### 2.2 Chromatographic conditions

Chromatographic conditions	
Eluent A	0.1% TFA in Water (HPLC, Gradient Grade)
Eluent B	0.1% TFA in Acetonitrile (HPLC, Gradient Grade)
Flow rate	0.4 mL/min
Program	Gradient elution
Injection volume	0.5 µL
Column Temperature	60°C
Column	Phenomenex Biozen Peptide Polar C18, 150x2.1mm 3µm
Detection wavelength	214nm

Gradient Program		
Time [min]	A [%]	B [%]
1	95	5
19	40	60
20	5	95
24	5	95
25	95	5
33	end	

### 1.5. Sample preparation

Whole amount of container was dissolved in 2mL of water (HPLC, Gradient Grade). Aliquote part of 1 mL was dispensed into HPLC vial for analysis.

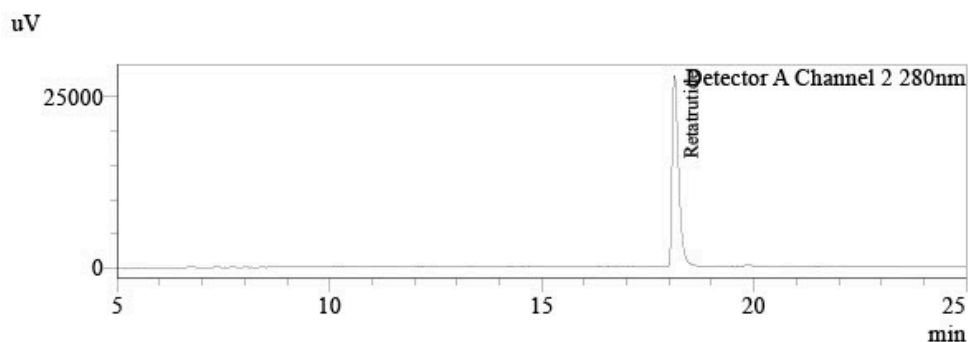
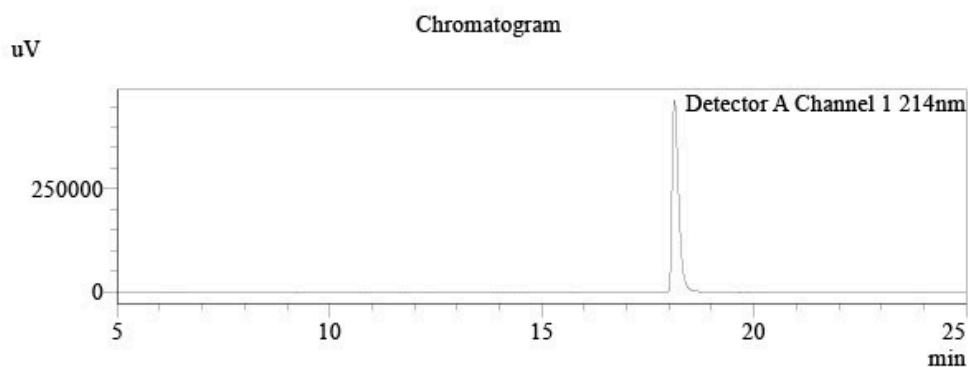
### 1.6. Purity assesment

Purity of compound assesed by area normalization method, comparing area of each peak to sum of area of all peaks detected at wavelenght of 214 nm.

# Analysis Report



Sample Information  
Injection Volume : 0,5  
Data File : LYO-0252\_001.lcd  
Method File : Peptide screening\_GLPs.lcm  
Date Acquired : 30.01.2026 12:51:51



Peak Table

Peak#	Name	Ret. Time	Conc.	Unit	Area%
1		18,130	0,000		99,676
2		19,901	0,000		0,324
Total					100,000

Peak Table

Peak#	Name	Ret. Time	Conc.	Unit
1	Retatrutide	18,131	8,819	mg
Total				

Attachment for Lyo-0252  
Filename: LYO-0252.jpg

## Responsibles



**Mr. Ján Galbavý**  
Founder/Manager

Analysis results relate only to the samples tested.

This document shall not be reproduced except in full, without the written approval of Liquilabs s.r.o.